


Panel Statistics





Index

Introduction	3
1 DocCheck panel Germany: Overview	4
2 DocCheck panel Germany: Physicians	5
2.1 Distribution by disciplines: Physicians with private practice vs. clinicians	6
2.2 Distribution by specialisation: Internal medicine	7
2.3 Distribution by discipline: Panel vs. population	8
2.3.1 Physicians with private practice: Panel vs. population	9
2.3.2 Clinicians: Panel vs. population	10
2.4 Geographic distribution: Physicians	11
2.5 Age structure: Panel vs. population	13
2.6 Gender: Panel vs. population	13
2.7 Additional titles	14
3 DocCheck panel Germany: Pharmacists	15
3.1 Geographic distribution: Pharmacists	16
3.2 Age structure: Panel vs. population	18
3.3 Gender: Panel vs. population	18
4 DocCheck panel Germany: Other specialisations	19
4.1 Students	19
4.2 Care staff	19
4.3 Dentists	20
4.4 Veterinarians	20
4.5 Other medical professions	21
5 DocCheck panel overview of other countries	22
Contact	23



Introduction

DocCheck, with more than 225,000 participants, has at its disposal the largest panel of medical professional groups in Germany. In addition to physicians, pharmacists, dentists, veterinarians and medical students there is also a whole range of other medical professions registered with us. We guarantee a very high quality panel, as all our panel members have provided professional certification.

In the following summary, we have picked out for you the key data in relation to our panel. Besides a general overview of the entire panel (▶ Table 1), one can find differentiated statistics relating to the composition of physician panels (▶ Tables 2.1–2.7) and the pharmacist panel (▶ Tables 3–3.3). Following this we take a look at the students registered with us (▶ Table 4.1) and go into a few selected medical professional groups (▶ Tables 4.2–4.5). You also get an overview of our international panel (▶ Section 5).

An exhaustive list of all our panelists is clearly beyond the scope of this booklet. Please do not hesitate to ask us for your desired target group of healthcare-professionals! We will also provide you with a quick and simple overview of professionals in hard-to-find "exotic" areas of study.

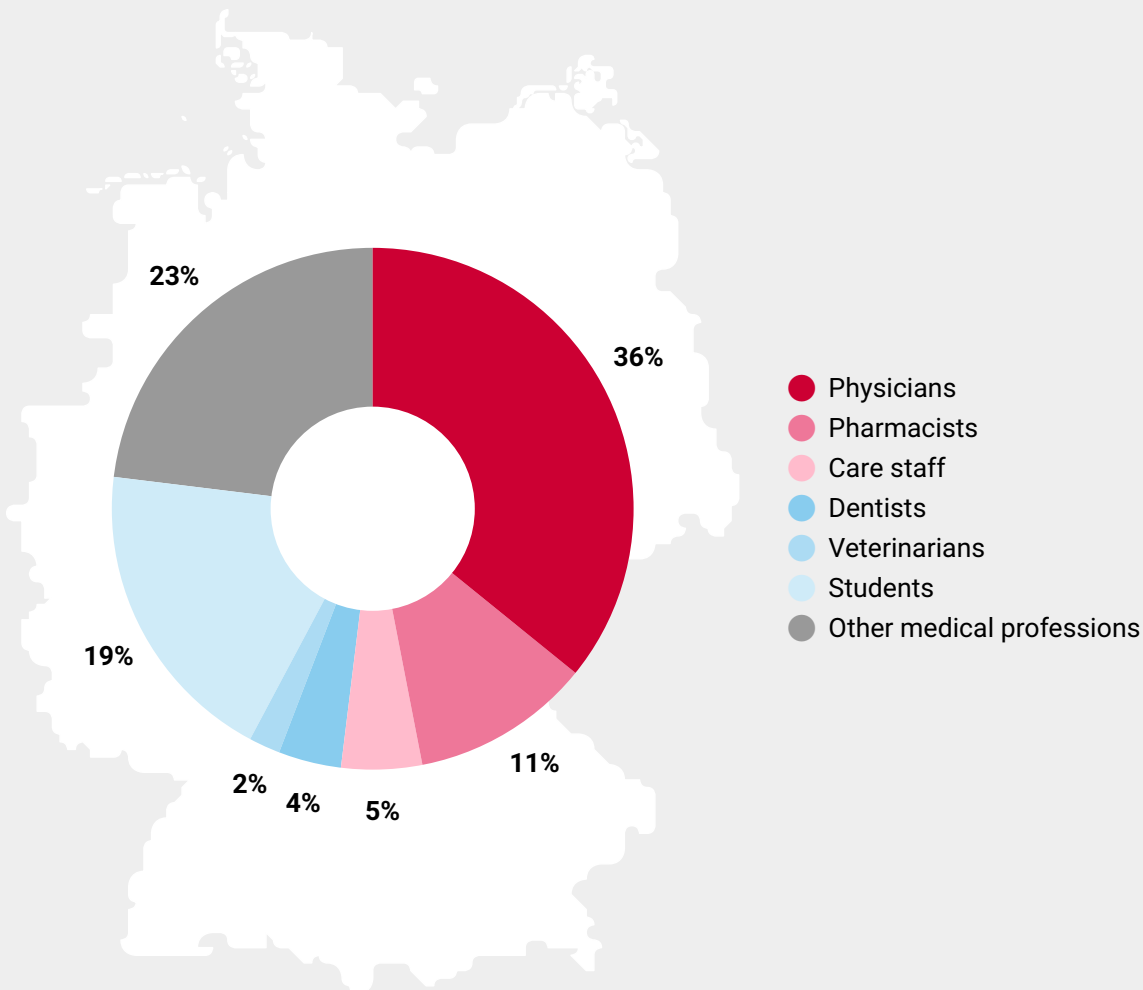
Thanks to our expertise in the healthcare sector, we treat your inquiry in a fast and result-oriented manner, offer individual advice and personal support by our interdisciplinary team.

Our market research always follows and is in accordance with the international standards of ESOMAR (European Society for Opinion and Marketing Research). In addition, DocCheck Research is a member of the major market research organizations, such as the BVM (Professional Association of German social and market researchers) and the DGOF (German Society for Social Research). A scientific, independent and objective procedure is therefore guaranteed.



1 DocCheck panel Germany: Overview

Professional groups	Number	Percentage*
Physicians	81,023	36 %
Pharmacists	25,247	11 %
Care staff	10,246	5 %
Dentists	9,663	4 %
Veterinarians	5,216	2 %
Students	41,929	19 %
Other medical professions	52,160	23 %
Total	225,484	100 %



* Here and in the following, variations of 100 % are due to rounding up or down.

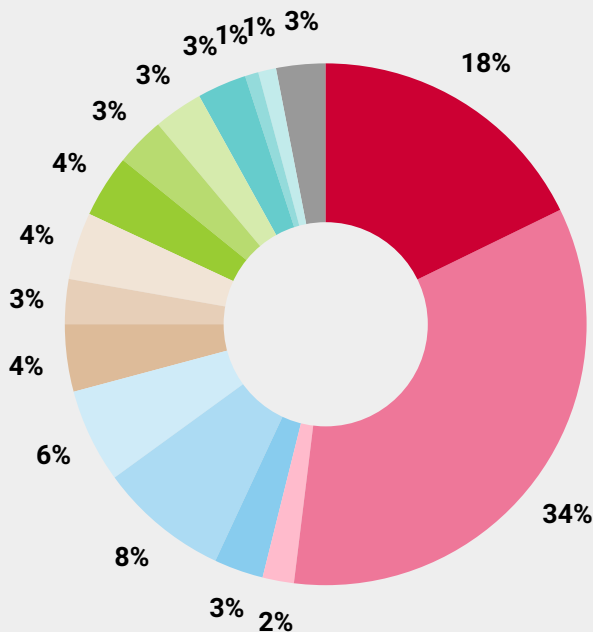


2 DocCheck panel Germany: Physicians

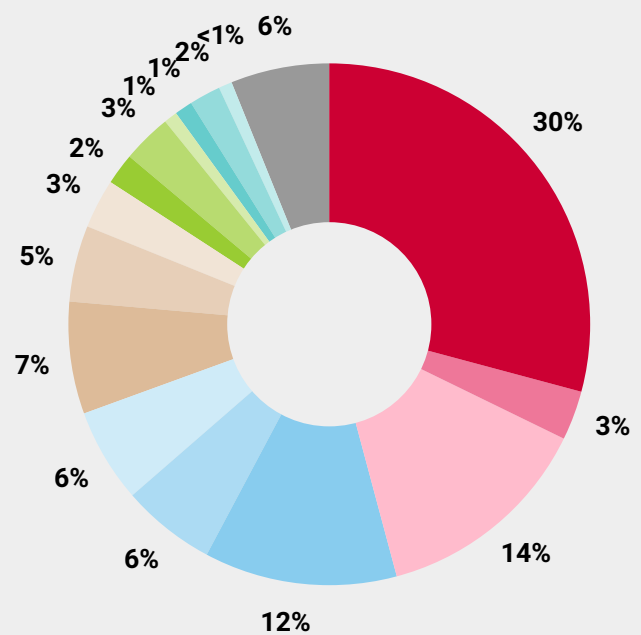
Our physicians' panel includes 81,023 of the 481,174 German physicians* registered with the German Medical Association (Bundesärztekammer; BÄK).

Depending on your study, we can select the panel members in detail by discipline, geographic distribution or field of activity (registered physicians with private practices and clinicians). Because of that you can attain your desired sample – without the need for "screen-outs" and accepting "spreading loss".

**DocCheck panel
Physicians with private practice**



**DocCheck panel
Clinicians**



- | | | |
|--|---|---|
| ● Internal medicine | ● Psychiatry/Psychotherapy | ● Ear, nose and throat medicine |
| ● General medicine | ● Neurology | ● Radiology |
| ● Anaesthesiology | ● Orthopaedics | ● Occupational medicine |
| ● Surgery | ● Dermatology | ● Other disciplines |
| ● Gynaecology | ● Urology | |
| ● Paediatrics | ● Ophthalmology | |

* Here and in the following are the comparative data for doctors in Germany as taken from the statistics of the Federal Medical Association (Ärztstatistik der Bundesärztekammer) 12/2014.

2.1 Distribution by disciplines: Physicians with private practice vs. clinicians

Physicians*	DocCheck panel Physicians w. private practice		DocCheck panel Clinicians	
	Number	Percentage	Number	Percentage
Internal medicine	5,522	18 %	10,116	30 %
General medicine	10,311	34 %	1,079	3 %
Anaesthesiology	651	2 %	4,772	14 %
Surgery	979	3 %	3,930	12 %
Gynaecology	2,479	8 %	1,874	6 %
Paediatrics	1,890	6 %	2,015	6 %
Psychiatry/Psychotherapy	1,207	4 %	2,229	7 %
Neurology	937	3 %	1,862	5 %
Orthopaedics	1,144	4 %	919	3 %
Dermatology	1,204	4 %	829	2 %
Urology	765	3 %	890	3 %
Ophthalmology	826	3 %	314	1 %
Ear, nose and throat medicine	833	3 %	333	1 %
Radiology	337	1 %	630	2 %
Occupational medicine	252	1 %	125	< 1 %
Other disciplines	987	3 %	2,095	6 %
Total	30,324	100 %	34,012	100 %

* Here and in the following the groups of persons working neither in hospitals nor in their own private practice (eg. in administrative or other industrial activities) are not displayed. Therefore, there is a discrepancy between the cumulative group information and the data in other tables.

2.2 Distribution by specialisation: Internal medicine

Physicians	DocCheck panel Physicians w. private practice		DocCheck panel Clinicians	
	Number	Percentage	Number	Percentage
Internal medicine (without specialisation)	3,049	55 %	4,494	43 %
Cardiology	455	8 %	1,606	16 %
Gastroenterology	400	7 %	1,193	12 %
Haematology and Oncology	242	4 %	1,179	12 %
Endocrinology and Diabetology	512	9 %	293	3 %
Nephrology	372	7 %	432	4 %
Pneumology	294	5 %	480	5 %
Rheumatology	131	2 %	210	2 %
Angiology	55	1 %	86	1 %
Geriatrics	12	< 1 %	143	1 %
Total	5,522	100 %	10,116	100 %

2.3 Distribution by discipline: Panel vs. population

Physicians	DocCheck panel Physicians		Germany Physicians
	Number	Percentage	Percentage
Internal medicine	18,094	22 %	13 %*
General medicine	13,835	17 %	12 %*
Anaesthesiology	6,124	8 %	6 %
Surgery	5,354	7 %	8 %
Gynaecology	5,002	6 %	5 %
Paediatrics	4,927	6 %	4 %
Psychiatry/Psychotherapy	3,899	5 %	3 %
Neurology	3,278	4 %	2 %
Orthopaedics	2,343	3 %	2 %
Dermatology	2,300	3 %	2 %
Urology	1,885	2 %	2 %
Ophthalmology	1,360	2 %	2 %
Ear, nose and throat medicine	1,328	2 %	2 %
Radiology	1,237	2 %	2 %
Occupational medicine	1,048	1 %	1 %
Other disciplines	9,009	11 %	37 %*
Total	81,023	100 %	100 %

* Discrepancies between the data of the German Medical Association (BÄK) and DocCheck are due to the high number of physicians without any territorial designation in the BÄK-statistics, which are included in "other disciplines". Many of those physicians are to be prorated most likely to internal medicine respectively general medicine.

2.3.1 Physicians with private practice: Panel vs. population

Physicians	DocCheck panel Physicians w. private practice		Germany Physicians w. private practice	
	Number	Percentage	Number	Percentage
Internal medicine	5,522	18 %	23,948	16 %*
General medicine	10,311	34 %	37,258	25 %*
Anaesthesiology	651	2 %	3,755	3 %
Surgery	979	3 %	7,121	5 %
Gynaecology	2,479	8 %	11,244	8 %
Paediatrics	1,890	6 %	6,925	5 %
Psychiatry/Psychotherapy	1,207	4 %	3,900	3 %
Neurology	937	3 %	1,629	1 %
Orthopaedics	1,144	4 %	4,411	3 %
Dermatology	1,204	4 %	4,303	3 %
Urology	765	3 %	3,022	2 %
Ophthalmology	826	3 %	5,947	4 %
Ear, nose and throat medicine	833	3 %	4,304	3 %
Radiology	337	1 %	3,617	2 %
Occupational medicine	252	1 %	431	< 1 %
Other disciplines	987	3 %	26,133	18 %*
Total	30,324	100 %	147,948	100 %

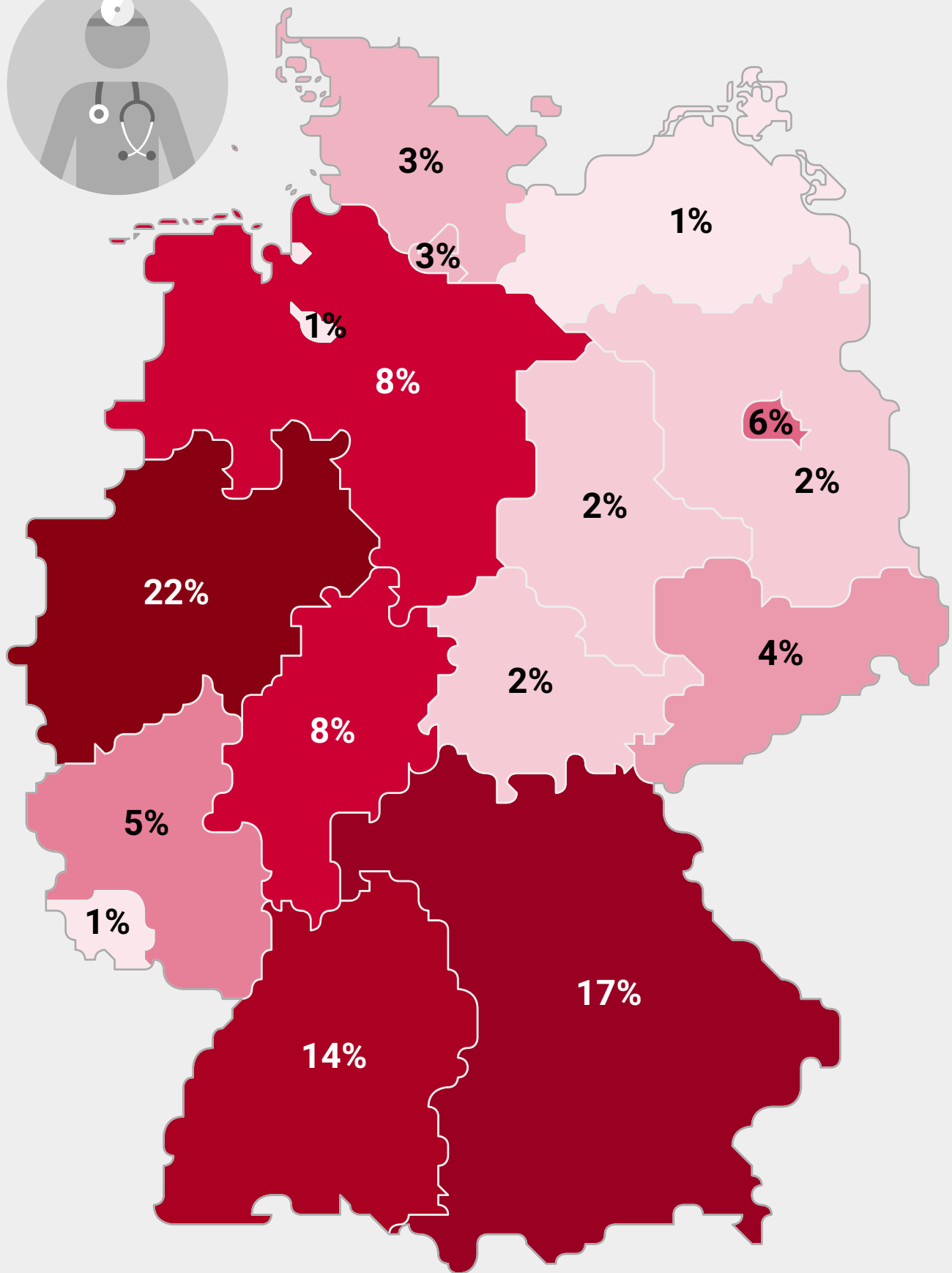
* Discrepancies between the data of the German Medical Association (BÄK) and DocCheck are due to the high number of physicians without any territorial designation in the BÄK-statistics, which are included in "other disciplines". Many of those physicians are to be prorated most likely to internal medicine respectively general medicine.

2.3.2 Clinicians: Panel vs. population

Physicians	DocCheck panel Clinicians		Germany Clinicians	
	Number	Percentage	Number	Percentage
Internal medicine	10,116	30 %	21,992	12 %*
General medicine	1,079	3 %	2,425	1 %*
Anaesthesiology	4,772	14 %	16,708	9 %
Surgery	3,930	12 %	19,240	10 %
Gynaecology	1,874	6 %	5,642	3 %
Paediatrics	2,015	6 %	5,596	3 %
Psychiatry/Psychotherapy	2,229	7 %	5,294	3 %
Neurology	1,862	5 %	4,133	2 %
Orthopaedics	919	3 %	1,313	1 %
Dermatology	829	2 %	984	1 %
Urology	890	3 %	2,366	1 %
Ophthalmology	314	1 %	932	1 %
Ear, nose and throat medicine	333	1 %	1,483	1 %
Radiology	630	2 %	3,641	2 %
Occupational medicine	125	< 1 %	294	< 1 %
Other disciplines	2,095	6 %	94,286	51 %*
Total	34,012	100 %	186,329	100 %

* Discrepancies between the data of the German Medical Association (BÄK) and DocCheck are due to the high number of physicians without any territorial designation in the BÄK-statistics, which are included in "other disciplines". Many of those physicians are to be prorated most likely to internal medicine respectively general medicine.

2.4 Geographic distribution: Physicians



Geographic distribution: Panel vs. population

Physicians	DocCheck panel		Germany
	Number	Percentage	Percentage
Baden-Wuerttemberg	10,525	14 %	13 %
Bavaria	13,382	17 %	16 %
Berlin	4,671	6 %	5 %
Brandenburg	1,565	2 %	3 %
Bremen	688	1 %	1 %
Hamburg	2,346	3 %	3 %
Hesse	6,237	8 %	7 %
Mecklenburg-Vorpommern	1,122	1 %	2 %
Lower Saxony	6,505	8 %	8 %
North Rhine-Westphalia	17,072	22 %	21 %
Rhineland-Palatinate	3,668	5 %	5 %
Saarland	1,147	1 %	1 %
Saxony	2,917	4 %	5 %
Saxony-Anhalt	1,547	2 %	2 %
Schleswig-Holstein	2,540	3 %	3 %
Thuringia	1,617	2 %	2 %

2.5 Age structure: Panel vs. population

In terms of age, our panelists show only minor deviations from the entire group of doctors who are registered with the German Medical Association (BÄK). This clearly shows that we can cover and reach medical practitioners of all ages with our online market research.

Physicians	DocCheck panel		Germany
Age	Number	Percentage	Percentage
up to 34 years	6,313	9 %	18 %
35–39 years	7,239	10 %	12 %
40–49 years	19,077	26 %	25 %
50–59 years	22,506	31 %	29 %
60–65 years	9,894	14 %	11 %
more than 65 years	7,524	10 %	5 %

2.6 Gender: Panel vs. population

Physicians	DocCheck panel		Germany
Gender	Number	Percentage	Percentage
Male	50,526	63 %	54 %
Female	29,799	37 %	46 %

2.7 Additional titles

Many medical practitioners in our panel also have in addition to their professional specialisation additional qualifications. It is naturally possible to add this aspect to other defining criteria, such as specialisation, geographical location of practice or age and gender.

The following table shows the most commonly reported additional description of our physicians.

Physicians	DocCheck panel	
	Number	Percentage
Emergency medicine	3,609	15 %
Allergology	1,751	7 %
Natural remedies	1,719	7 %
Sports medicine	1,296	6 %
Intensive care	1,043	4 %
Acupuncture, TCM	1,024	4 %
Chiropractic	927	4 %
Homeopathy	821	4 %
Occupational medicine	810	3 %
Psychotherapy	795	3 %
Special pain therapy	755	3 %
Social medicine	666	3 %
Diabetology	623	3 %
Oncology physician in charge	622	3 %
Other additional titles	6,888	30 %
Total	23,349	100 %

3 DocCheck panel Germany: Pharmacists

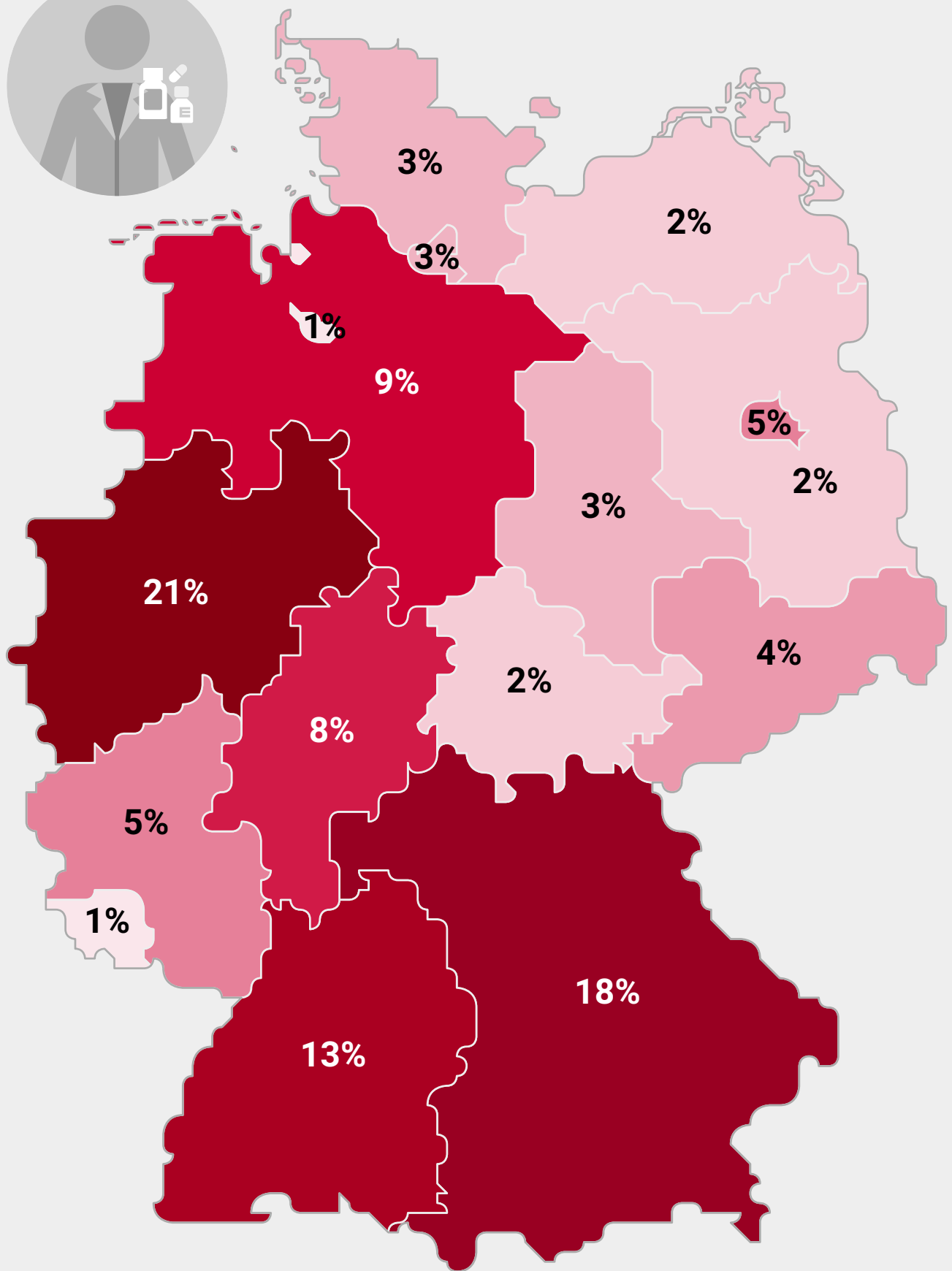
More than 25,000 of the 61,973* registered pharmacists in the Confederation of the German Pharmacy Associations (Bundesvereinigung Deutscher Apothekerverbände) can also be found in our panel – which is over 40 %. Therefore sure and quick access to your target audience is guaranteed.

Pharmacists	DocCheck panel		Germany
Activity	Number	Percentage	Percentage*
Public pharmacy	18,878	75 %	80 %
Hospital based pharmacy	1,643	7 %	4 %
Other	4,726	19 %	16 %
Total	25,247	100 %	100 %

* Here and below are the comparative data for pharmacists in Germany taken from the Confederation of the German Pharmacy Associations (Bundesvereinigung Deutscher Apothekerverbände) (Facts and Figures 2014).



3.1 Geographic distribution: Pharmacists



Geographic distribution: Panel vs. population

Pharmacists	DocCheck panel		Germany
State	Number	Percentage	Percentage
Baden-Wuerttemberg	3,225	13 %	14 %
Bavaria	4,232	18 %	17 %
Berlin	1,146	5 %	5 %
Brandenburg	503	2 %	2 %
Bremen	178	1 %	1 %
Hamburg	696	3 %	3 %
Hesse	1,929	8 %	8 %
Mecklenburg-Vorpommern	366	2 %	2 %
Lower Saxony	2,286	9 %	9 %
North Rhine-Westphalia	5,055	21 %	21 %
Rhineland-Palatinate	1,175	5 %	5 %
Saarland	354	1 %	2 %
Saxony	927	4 %	4 %
Saxony-Anhalt	622	3 %	2 %
Schleswig-Holstein	842	3 %	4 %
Thuringia	541	2 %	2 %

3.2 Age structure: Panel vs. population

Pharmacists	DocCheck panel		Germany
Age	Number	Percentage	Percentage*
up to 29 years	1,431	6 %	10 %
30–39 years	4,922	22 %	26 %
40–49 years	5,662	25 %	32 %
50–59 years	6,532	29 %	21 %
60 years and older	3,848	17 %	11 %

* Information taken from the Confederation of the German Pharmacy Associations (Bundesvereinigung Deutscher Apothekerverbände) (as of 31/12/2008).

3.3 Gender: Panel vs. population

Pharmacists	DocCheck panel		Germany
Gender	Number	Percentage	Percentage
Male	8,942	36 %	29 %
Female	16,112	64 %	71 %

4 DocCheck panel Germany: Other specialisations

Presenting an exhaustive list of all interests and specialisations of our panelists is clearly beyond the scope of this booklet. Regardless of that, a few details from selected groups are offered to you.

If you wish to have some more details about other selected groups, do not hesitate to contact us. It will surely be the case that your very special target group can be found in our extensive panel!

4.1 Students

The group of 42,000 students registered in our panel are largely made up of students of human medicine.

Students	Number	Percentage
Human medicine	25,762	61 %
Pharmacy	7,335	17 %
Veterinary medicine	1,661	4 %
Dentistry	1,508	4 %
Students without a specified area of study	5,663	14 %
Total	41,929	100 %

4.2 Care staff

The majority of our care staff are general nurses. Furthermore geriatric, paediatric and anaesthesia nurses are included in our panel.

Care staff	Number	Percentage
Nurses	7,949	78 %
Geriatric nurses	1,424	14 %
Paediatric nurses	636	6 %
Anaesthesia nurses	237	2 %
Total	10,246	100 %

4.3 Dentists

9,663 of the 91,330* dentists registered with the German Dentistry Association (Bundeszahnärztekammer) can also be found in our panel. Here, the majority of our panelists work as dentists with general private practice. Because of our experience, surveys in this normally rather difficult to reach target group can be carried out easily and quickly.

Dentists	Number	Percentage
Dentistry (without specialisation)	8,699	90 %
Specialisation orthodontics	284	3 %
Specialisation oral and maxillofacial surgery	79	1 %
Other specialisations	601	6 %
Total	9,663	100 %

* This information is taken from Facts & Figures 2014, the German Dentistry Association (Bundeszahnärztekammer).

4.4 Veterinarians

In Germany there are 39,447** veterinarians registered with the German Veterinary Association (Bundestierärztekammer). In our panel you will find at least 5,200 veterinarians. In this case, those running a private practice are in the majority, most of them working as general and small animal veterinarians.

Veterinarians	Number	Percentage
Veterinary medicine (without specialisation)	1,247	24 %
Specialisation small animals	2,313	44 %
Specialisation horses	330	6 %
Other specialisations	1,326	25 %
Total	5,216	100 %

** This entry comes from Statistics 2014: Veterinary profession in Germany as gathered by the German Veterinary Association (Bundestierärztekammer).

4.5 Other medical professions

In addition to medical professionals and students, we still have a large pool of over 52,000 panel members, which cover virtually all other medical professions. Here, too, creating more specific target groups is of course possible.

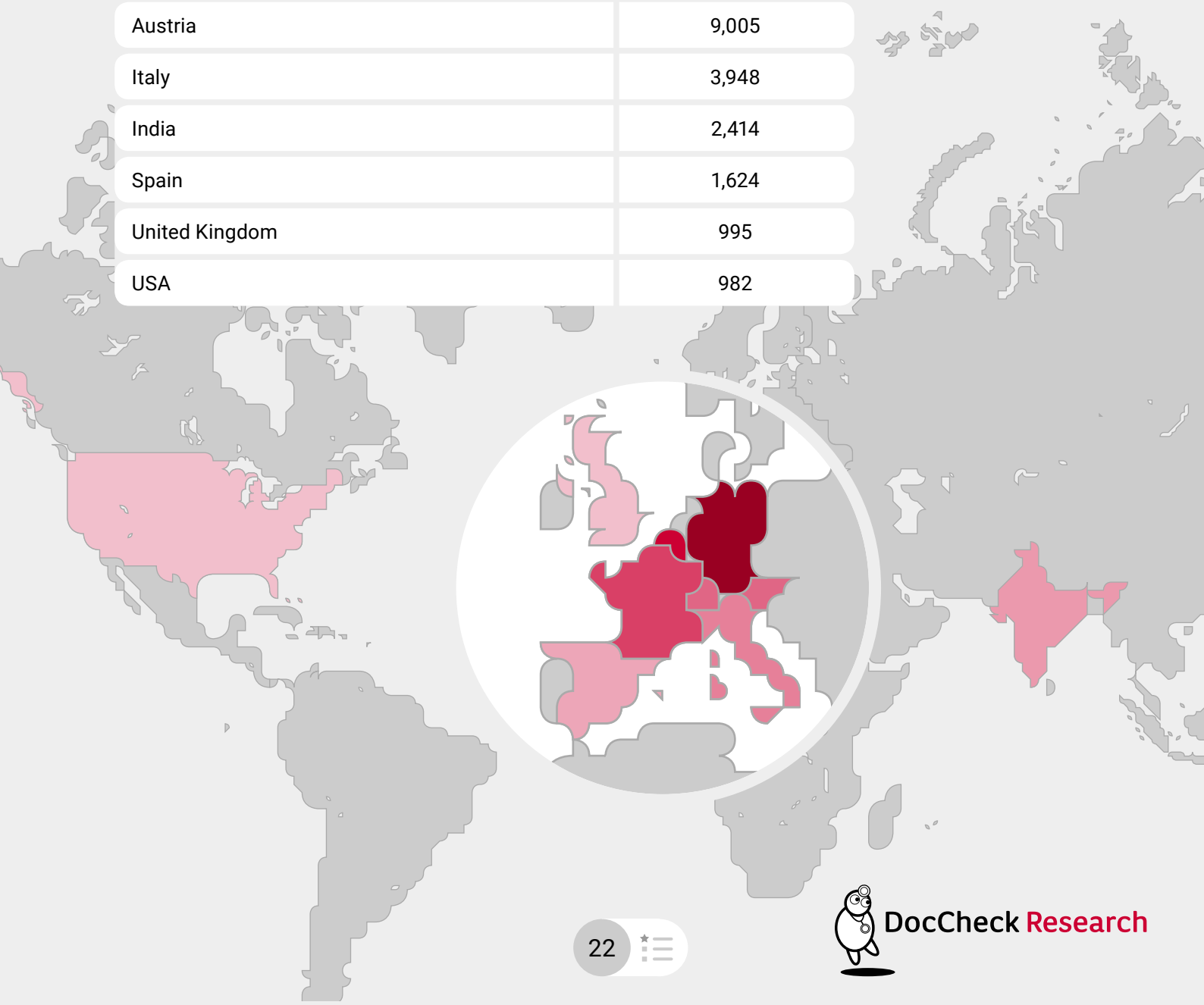
Other medical professions	Number	Percentage
Alternative practitioner	17,704	34 %
Pharmaceutical technical assistant (PTA)	10,460	20 %
Rescue assistant	2,347	4 %
Paramedic	1,494	3 %
Physiotherapist	1,434	3 %
Medical assistant	1,427	3 %
Midwife	1,202	2 %
Medical journalist	1,199	2 %
Physiotherapist	1,187	2 %
Biologist	1,115	2 %
Alternative veterinary practitioner	1,015	2 %
Psychologist	840	2 %
Chemist	709	1 %
Medical technical assistant (MTA)	674	1 %
Ergotherapist	460	1 %
Dietician	450	1 %
Assistant pharmaceutical merchandiser	446	1 %
Other professions	7,997	15 %
Total	52,160	100 %

5 DocCheck panel overview of other countries

If you wish to implement an international study, we make available to you our fast growing international panel of healthcare surveys. The table below gives a simple overview of the number of our panelists in other countries. Of course, one can obtain a more detailed description according to requirements.

If you do not find your desired target country in the overview, the same applies here again: Address the matter to us! We work with a broad network of recruiting partners, with whose help we can quickly, and with accustomed expertise, realize your study.

Country	Number
Belgium	26,927
France	14,096
Switzerland	11,499
Austria	9,005
Italy	3,948
India	2,414
Spain	1,624
United Kingdom	995
USA	982





Contact



Anja Wenke

Head of Research

DocCheck Medical Services GmbH
Vogelsanger Str. 66, 50823 Cologne, Germany
+49(0)221.9 20 53-512
anja.wenke@doccheck.com



research.doccheck.com/com

